

Who experienced homelessness in our community?

The City maintains a comprehensive list called a “By-Name List”, of every person in the community actively experiencing homelessness. Using information collected and shared with their consent, each person on the list has a file that includes their name, homeless history, health, and housing needs. Maintaining a by-name list allows communities to track the ever-changing size and composition of their homeless population.

Current active number of individuals experiencing homelessness

We continue to see a range of **1,700 – 2,100**. Approximately **600** of these individuals are “**high acuity**”.



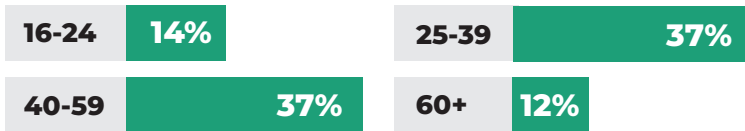
People experience homelessness in different ways, and each individual has different circumstances and needs which can **change** on a day-to-day basis.



12% were **chronically homeless***

* homeless for at least six months over the past year, or experiencing homelessness intermittently over the past three years, with a cumulative duration of 18 months)

Age



19% identified as **Indigenous**

(this number is known to be higher as reflected by Indigenous agencies and organizations working in the community)

Gender



** Gender queer, gender non-confirming, trans female, trans male, transgender, and two-spirit. Unknown or didn't respond: 1%



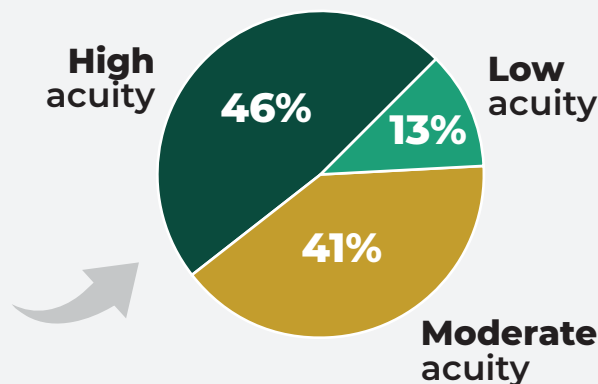
1% were confirmed **Veterans**

Based on December 31st, 2023 active by-name list data

Support needs



76% of the individuals experiencing homelessness completed an assessment to determine their required level of support to achieve sustainable housing.



Based on December 31st, 2023 active by-name list data

[“Acuity” refers to the level of supports an individual needs]

Unsheltered Homelessness

People who have **actively connected** with the system.



350+ individuals living **unsheltered** – meaning they did not stay in an emergency shelter at all



103* active **encampments**



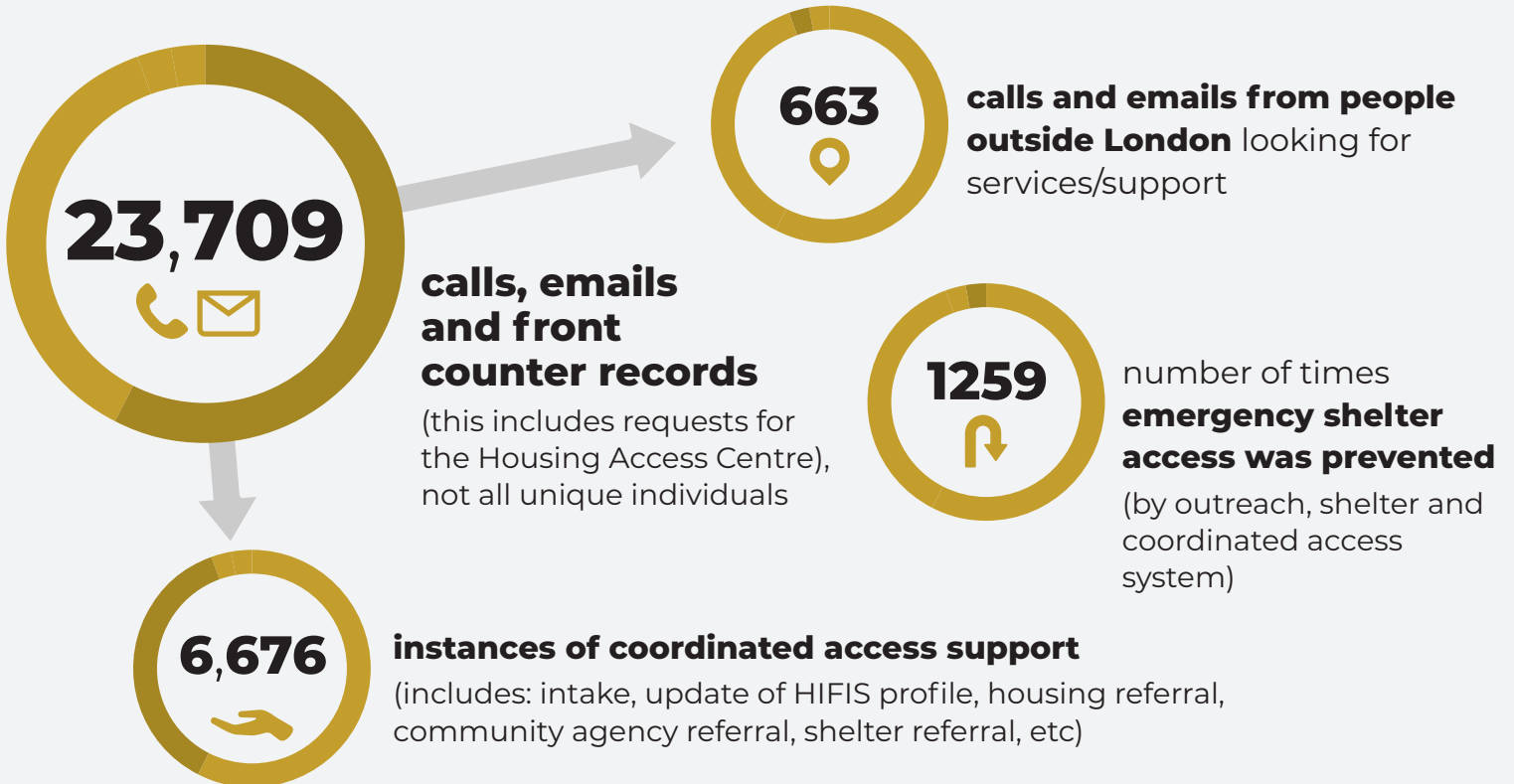
3,527 responses to **encampment complaints**

**This is the highest number of encampments, reported in November 2023, and does not reflect the total number of tents.*

From January to December 2023

Connecting with services and programs

The City operates a coordinated access system, where individuals or organizations can reach services and programs across the city. Through a central intake system, individuals are assessed and triaged to the appropriate supports.



From January to December 2023



Rental Market

1%**vacancy rate**

for units at or below average market rent

2.1%**rental market****vacancy rate**
in London**\$1,584****Average****monthly rental** for
one-bedroom unit

The City maintains a **Rent Geared to Income Wait List**. 



6,982 Number of
active applications
as of **December 31**.



419 households
were housed from the list
as of **December 31**.

For additional information on the City's Coordinated Access process including intake, assessment and resource matching please visit:

https://london.ca/sites/default/files/2023-01/CofL_Housing_CoordinatedAccessSystem_Web%5B11748%5D.pdf